

# Titan QMS

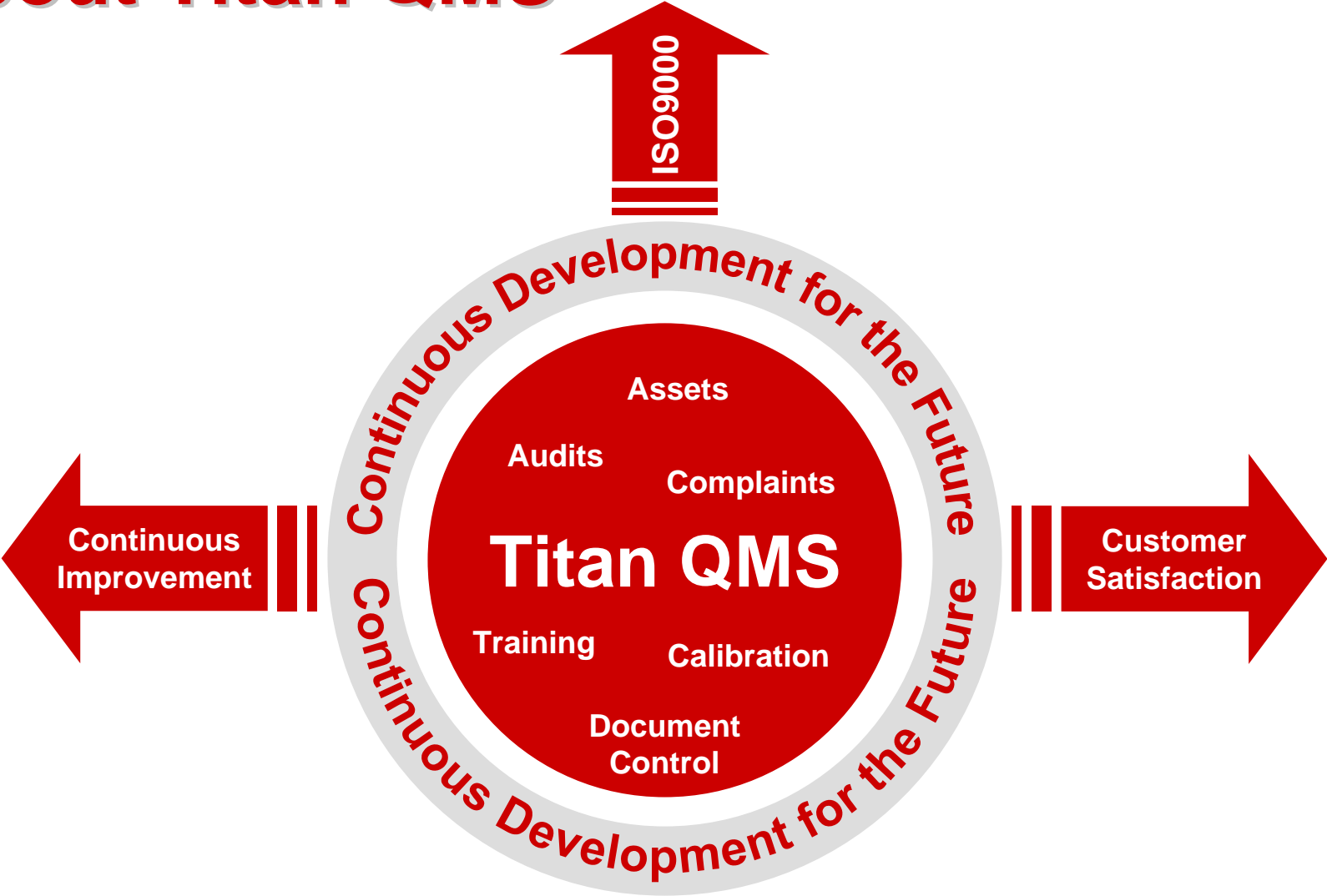
Training Demonstration



Smart systems for  
busy businesses

**Titan QMS**  
*Quality Management Systems*

# About Titan QMS



# Log on / Home Page

## Branding

- Personalise the system with your company logo

## Training Section

- Key Links within the System

The screenshot shows the Titan QMS Home page. The sidebar on the left contains the following sections:

- mark1** logo and 'Mark 1 Demo' text.
- Audits** section with 'Show All', 'New Audit', and 'Reports' links.
- Complaints** section with 'Show All', 'New Complaint', and 'Reports' links.
- Assets** section with 'Show All', 'New Asset', and 'Reports' links.
- Training** section with 'Show All Employees', 'Job Descriptions', 'New Job Description', 'Training Matrix', and 'Reports' links.
- Documents** section with 'Show All Documents' and 'Reports' links.
- Sign Out** link.
- Version: P2 v 1.01

The main content area is divided into two sections:

- You have 5 open actions:**
  - Action: 60 Due by: 12/09/2008. [Show Details](#)  
supply customer with replacement cake
  - Action: 95 Due by: 11/12/2008. [Show Details](#)  
Carry out rework for customer
  - Action: 100 Due by: 12/12/2008. [Show Details](#)  
Assess inspection process
  - Action: 86 Due by: 31/12/2008. [Show Details](#)  
Assess sales procedure
  - Action: 98 Due by: 31/12/2008. [Show Details](#)  
Analyse why we get miss-coating
- You have 2 open complaints:**
  - Complaint: 6 Due by: 05/02/2008. [Show Details](#)  
Customer stated that we duplicated an order
  - Complaint: 36 Due by: 10/11/2008. [Show Details](#)  
Not delivered on time

## List of Actions

- Can be created within Audits, Complaints & Reviews
- Specific to the individual user within your company

## List of Complaints

- Specific to the individual user within your company

# Training

## Employee List

- Top level list of all Employees added to the system

The screenshot shows the Titan QMS Home page in a Windows Internet Explorer browser. The page title is "Titan QMS Home" and the URL is "http://www.titanqms.com/". The page features a sidebar on the left with the "mark1" logo and navigation links for "Audits", "Complaints", "Assets", "Training", and "Documents". The main content area is titled "Employees" and displays a list of six employees, each with a "Show Details" link. A red box highlights the employee list, and a red line connects it to the "Employee List" section header in the text box on the left.

Employee	Role	Action
geoff barnett	production	<a href="#">Show Details</a>
Paula Bates		<a href="#">Show Details</a>
Richard Buck		<a href="#">Show Details</a>
Guest Guest		<a href="#">Show Details</a>
Claire Nolan	Company Secretary	<a href="#">Show Details</a>
Mark Nolan	Managing Director	<a href="#">Show Details</a>

# Employee Record

## Employee Details

- Top line information for the employee

## Training History

- List of Training undertaken
- Unlimited number of training records can be created

**mark1**  
BUSINESS SYSTEMS

Mark 1 Demo

guest  
[Home](#)

**Audits**  
[Show All](#)  
[New Audit](#)  
[Reports](#)

**Complaints**  
[Show All](#)  
[New Complaint](#)  
[Reports](#)

**Assets**  
[Show All](#)  
[New Asset](#)  
[Reports](#)

**Training**  
[Show All Employees](#)  
[Job Descriptions](#)  
[New Job Description](#)  
[Training Matrix](#)  
[Reports](#)

**Documents**  
[Show All Documents](#)  
[Reports](#)

[Sign Out](#)

P2 v 1.01

### Employee Detail

Main  Induction

Title:

Forename(s):

Surname:

Job Title:

Department:

Start Date:

End Date:

<input checked="" type="checkbox"/> <b>Accounts PAYE</b>	<a href="#">Show Details</a>
<input checked="" type="checkbox"/> <b>Audits - ISO9000</b>	<a href="#">Show Details</a>
Start Date: 01/04/2008    End Date: 03/04/2008    Review Date: 30/05/2008	
<input checked="" type="checkbox"/> <b>Quality Manager</b>	<a href="#">Show Details</a>
<input checked="" type="checkbox"/> <b>System Implementation</b>	<a href="#">Show Details</a>

# Training History

## Training History

- When the training was carried out
- When the training was reviewed
- Competence Level
- Refresher Training
- Additional Comments

**mark1**  
BUSINESS SYSTEMS

Mark 1 Demo

guest

[Home](#)

**Audits**  
[Show All](#)  
[New Audit](#)  
[Reports](#)

**Complaints**  
[Show All](#)  
[New Complaint](#)  
[Reports](#)

**Assets**  
[Show All](#)  
[New Asset](#)  
[Reports](#)

**Training**  
[Show All Employees](#)  
[Job Descriptions](#)  
[New Job Description](#)  
[Training Matrix](#)  
[Reports](#)

**Documents**  
[Show All Documents](#)  
[Reports](#)

[Sign Out](#)

P2 v 1.01

### DISPLAY TRAINING DETAIL

Training: **Audits - ISO9000**

Start Date:

End Date:

Review Date:

Competence:

Refresher Training:

Comments:

# Employee Induction

The screenshot shows the 'Employee Induction' page in a web browser. The browser title is 'Titan QMS Home' and the URL is 'http://www.titanqms.com/'. The page has a sidebar on the left with navigation links: Home, Audits, Complaints, Assets, Training, and Documents. The main content area is titled 'Employee Induction' and contains a form with two tabs: 'Main' and 'Induction'. The 'Induction' tab is active. The form fields are: Title (Mr), Forename(s) (Guest), Surname (Guest), Job Title (General User), Department (Sales), Start Date (01/01/2008), and End Date. Below the form is a table with the following data:

Item	Completed	Action
Acceptance Letter	Y	<a href="#">Show Details</a>
Amendment to contract SSP	Y	<a href="#">Show Details</a>
Current Job Description	N	<a href="#">Show Details</a>
Driving License check	Y	<a href="#">Show Details</a>
Induction Checklist	Y	<a href="#">Show Details</a>

## Employee Details

- Top line information for the employee

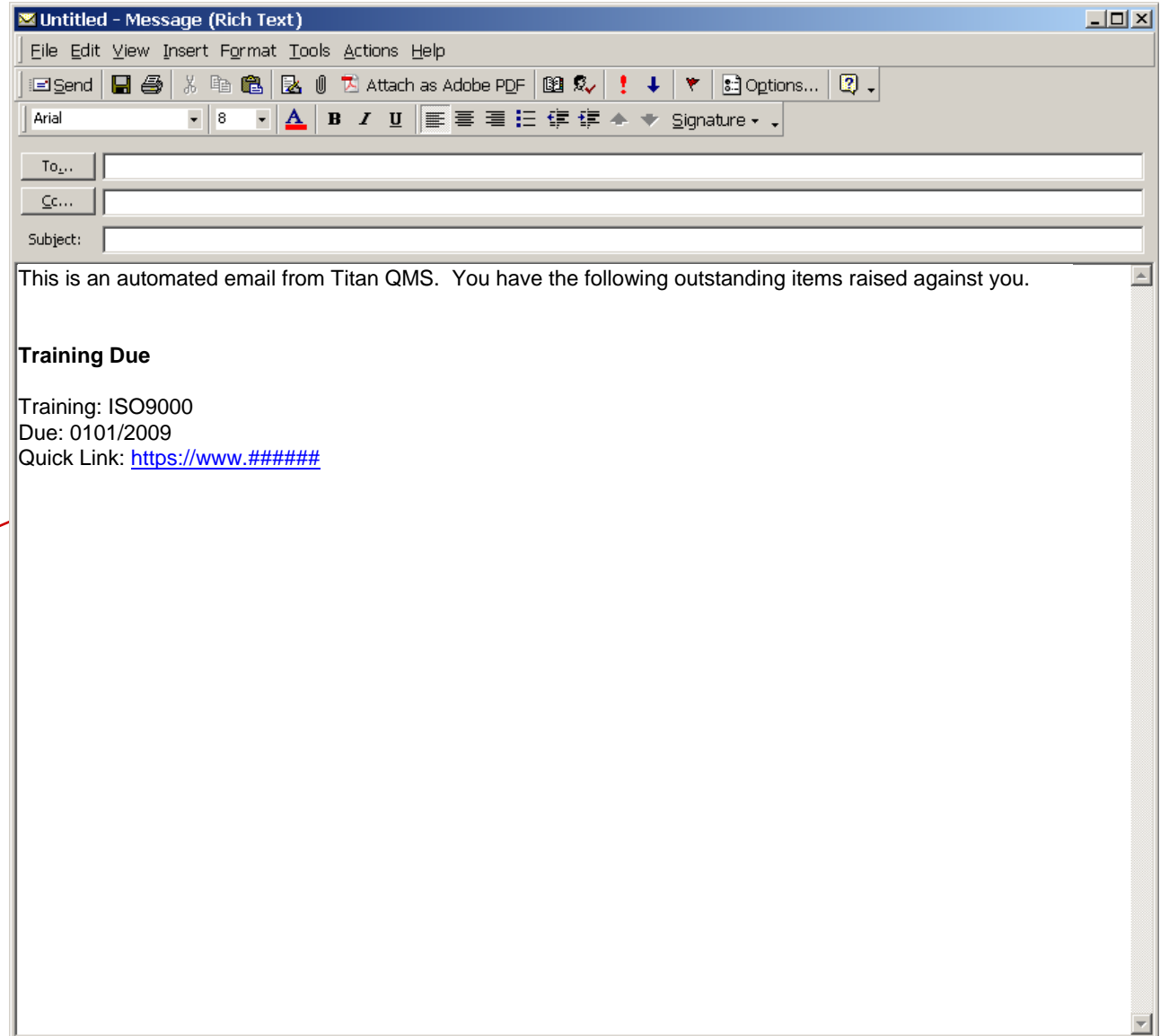
## Induction History

- Plan the induction required for new starters
- Unlimited number of categories can be created

# To do List

## Automated Email

- Sent to the employee's line manager to organise the training



# Job Descriptions

## Job Descriptions

- Top level list of all Job Descriptions related your company

The screenshot shows the Titan QMS Home page in Internet Explorer. The browser address bar displays 'http://www.titanqms.com/'. The page title is 'Job Descriptions'. On the left, there is a sidebar with the 'mark1 BUSINESS SYSTEMS' logo and a user profile for 'Mark 1 Demo' (guest). The sidebar contains several menu items: Audits, Complaints, Assets, Training, and Documents, each with a 'Show All' and 'Reports' link. The main content area is titled 'Job Descriptions' and contains a table of job categories. A red box highlights this table, and a red arrow points from the text box on the left to the table.

Accounts	<a href="#">Detail</a>
Accounts PAYE	<a href="#">Detail</a>
Audits - ISO9000	<a href="#">Detail</a>
Design / Development	<a href="#">Detail</a>
Engineering	<a href="#">Detail</a>
First Aider	<a href="#">Detail</a>
Health & Safety	<a href="#">Detail</a>
Human Resources	<a href="#">Detail</a>
Marketing	<a href="#">Detail</a>
Planning	<a href="#">Detail</a>
Purchasing	<a href="#">Detail</a>
Quality Manager	<a href="#">Detail</a>
Sales - Quotes	<a href="#">Detail</a>

# Training Matrix

## Job Descriptions

- Select the job(s) you wish to view and click 'show'

## Employees

- A list of employees trained to carry out the selected job description(s) will be displayed

Click on Category to Select. (Choose multiple by use of Shift and CTRL Keys)

- [ALL]
- Accounts
- Accounts PAYE
- Audits - ISO9000**
- Design / Development
- Engineering
- First Aider
- Health & Safety
- Human Resources
- Marketing
- Planning
- Purchasing
- Quality Manager
- Sales - Quotes
- System Implementation
- Telephones - Answering

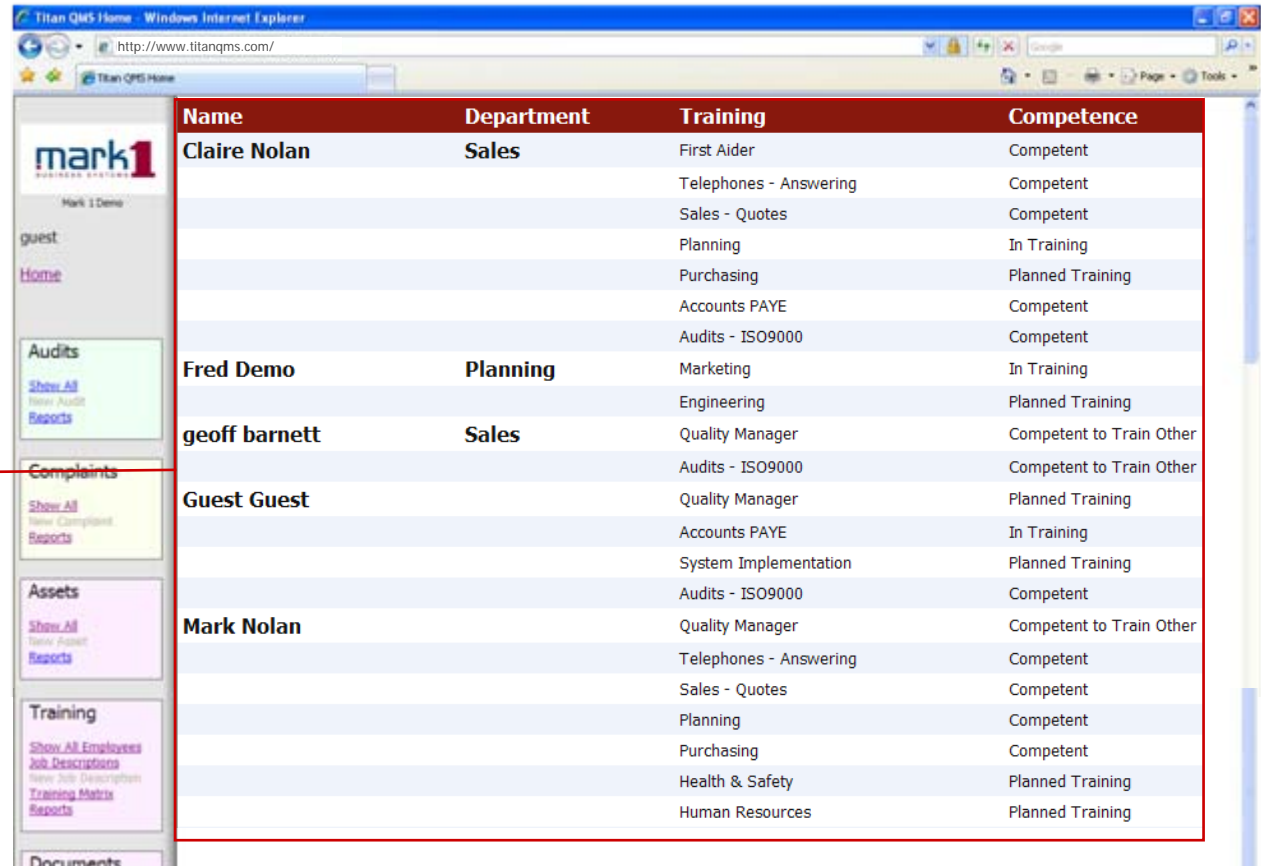
Show

Name	Task
geoff barnett	Audits - ISO9000
Guest Guest	Audits - ISO9000
Claire Nolan	Audits - ISO9000
Mark Nolan	Audits - ISO9000

# Training Reports

## Full Training Report

- List of Employees with their Training record & ability



The screenshot shows a web browser window titled "Titan QMS Home" with the URL "http://www.titanqms.com/". The page displays a "Full Training Report" table. The table has four columns: Name, Department, Training, and Competence. The data is as follows:

Name	Department	Training	Competence
Claire Nolan	Sales	First Aider	Competent
		Telephones - Answering	Competent
		Sales - Quotes	Competent
		Planning	In Training
		Purchasing	Planned Training
		Accounts PAYE	Competent
Fred Demo	Planning	Audits - ISO9000	Competent
		Marketing	In Training
geoff barnett	Sales	Engineering	Planned Training
		Quality Manager	Competent to Train Other
Guest Guest	Sales	Audits - ISO9000	Competent to Train Other
		Quality Manager	Planned Training
		Accounts PAYE	In Training
		System Implementation	Planned Training
Mark Nolan	Sales	Audits - ISO9000	Competent
		Quality Manager	Competent to Train Other
		Telephones - Answering	Competent
		Sales - Quotes	Competent
		Planning	Competent
		Purchasing	Competent
		Health & Safety	Planned Training
		Human Resources	Planned Training

Many more reports supplied as part of Titan QMS

**Titan QMS**

Quality Management Systems

# Training Reports

## Training In Progress

- Proposed and Current training
- Potential training costs



The screenshot shows a web browser window titled "Titan QMS Home" with the URL "http://www.titanqms.com/". The page features a sidebar with navigation options: "Home", "Audits", "Complaints", "Assets", "Training", and "Documents". The "Audits" section is highlighted with a red box, and a red arrow points from this box to the "Training" report table. The table has three columns: "Name", "Training", and "Competence".

Name	Training	Competence
Claire Nolan	Planning	In Training
	Purchasing	Planned Training
Fred Demo	Marketing	In Training
	Engineering	Planned Training
Guest Guest	Quality Manager	Planned Training
	Accounts PAYE	In Training
	System Implementation	Planned Training
Mark Nolan	Health & Safety	Planned Training
	Human Resources	Planned Training
	Marketing	In Training

Many more reports supplied as part of Titan QMS

**Titan QMS**

Quality Management Systems

# Contact Us

**Mark 1 Business Systems Ltd**

**0800 458 9630**

**[www.titanqms.com](http://www.titanqms.com)**

**Titan QMS**

*Quality Management Systems*