

Titan QMS

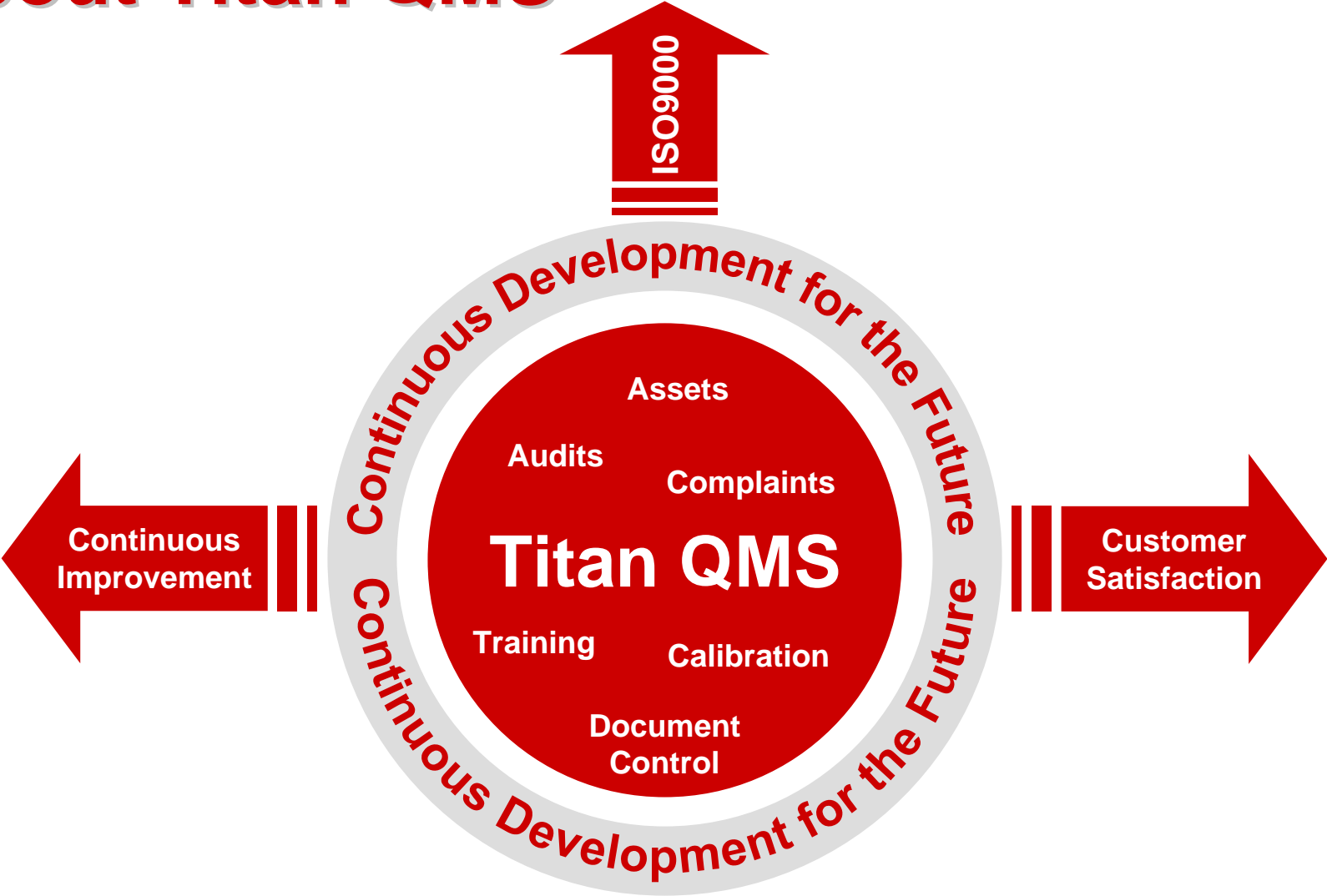
Audit Demonstration



Smart systems for
busy businesses

Titan QMS
Quality Management Systems

About Titan QMS



Log on / Home Page

Branding

- Personalise the system with your company logo

Audits

- Link to the list of company Assets

The screenshot shows the Titan QMS Home page. The sidebar on the left contains the following sections:

- mark1** (Logo)
- Mark 1 Demo
- guest
- Home
- Audits** (with links: Show All, New Audit, Reports)
- Complaints** (with links: Show All, New Complaint, Reports)
- Assets** (with links: Show All, New Asset, Reports)
- Training** (with links: Show All Employees, Job Descriptions, New Job Description, Training Matrix, Reports)
- Documents** (with links: Show All Documents, Reports)
- Sign Out
- P2 v 1.01

The main content area displays:

- You have 5 open actions**

Action	Due by	Show Details
Action: 60	Due by: 12/09/2008.	Show Details
supply customer with replacement cake		
Action: 95	Due by: 11/12/2008.	Show Details
Carry out rework for customer		
Action: 100	Due by: 12/12/2008.	Show Details
Assess inspection process		
Action: 86	Due by: 31/12/2008.	Show Details
Assess sales procedure		
Action: 98	Due by: 31/12/2008.	Show Details
Analyse why we get miss-coating		

- You have 2 open complaints**

Complaint	Due by	Show Details
Complaint: 6	Due by: 05/02/2008.	Show Details
Customer stated that we duplicated an order		
Complaint: 36	Due by: 10/11/2008.	Show Details
Not delivered on time		

List of Actions

- Can be created within Audits, Complaints & Reviews
- Specific to the individual user within your company

List of Complaints

- Specific to the individual user within your company

Audits

Main Menu

- Audits can be Internally or Externally generated

The screenshot shows the Titan QMS Home page in a Windows Internet Explorer browser. The page features a sidebar with a 'mark1 BUSINESS SYSTEMS' logo and a user profile 'Mark 1 Demo' (guest). The sidebar contains a 'Main Menu' with links for Home, Audits, Complaints, Assets, Training, and Documents. The 'Audits' section is highlighted with a red box, and a red arrow points from the 'Main Menu' text to it. The main content area, titled 'Audits', displays a list of eight audit records, each with a date, a 'Show Details' link, and a description of the audit subject.

Audit ID	Date	Details
Audit: 007	30/11/2008	Non-Conforming Products
Audit: 008	12/10/2008	Completed: 16/10/2008 Projects
Audit: 006	30/09/2008	Planning
Audit: 005	31/07/2008	Completed: 10/09/2008 Production
Audit: 004	30/05/2008	Completed: 21/05/2008 Document Control and Records
Audit: 003	31/03/2008	Completed: 27/03/2008 Sales and Customer Processes
Audit: 002	29/02/2008	Completed: 20/02/2008 Management Review
Audit: 001	31/01/2008	Completed: 28/01/2008 Purchasing

Individual Audit

Header

- Top line Audit Information

Audit Questions

- Individual Questions related to the Audit.
- Unlimited number of questions can be created

The screenshot displays the Titan QMS web application interface. The browser window shows the URL <http://www.titanqms.com/>. The page title is "Titan QMS Home". The main content area is titled "Main Audit Details" and contains the following form fields:

- Audit No.:** 005
- Audit Type:** Quality (dropdown menu)
- Area of Audit:** Production (text input)
- Audit Plan Date:** 31/07/2008 (text input)
- Actual Audit Date:** 10/09/2008 (text input)
- Main Auditor:** markn (dropdown menu)
- Second Auditor:** Guest (dropdown menu)

Below the form fields is an "Audit Form" button. The left sidebar contains navigation links for "Audits", "Complaints", "Assets", "Training", and "Documents", each with "Show All" and "Reports" options. The bottom of the sidebar shows "Sign Out" and "P2 v 1.01".

The "Main Audit Details" form also includes a section for audit questions, each with a checkbox and a "Show Details" link:

- Comments from the previous audit. [Show Details](#)
- Aware of the Relevant Procedures. [Show Details](#)
- What part do you play to help the company achieve its objectives. [Show Details](#)
- How are the responsibilities / authorities defined. [Show Details](#)
- How is the process / information controlled. [Show Details](#)
- How are the specifications checked (validated). [Show Details](#)
- What work instructions are available. [Show Details](#)
- How is Validation process controlled. [Show Details](#)

Individual Audit

Header

- Top line Audit Information

Audit Questions

- Click on the down arrow to display additional Question details

- Evidence, & Comments

The screenshot displays the Titan QMS web application interface. The browser window title is "Titan QMS Home - Windows Internet Explorer" and the address bar shows "http://www.titanqms.com/". The page features a sidebar on the left with the "mark1" logo and navigation links for "Home", "Audits", "Complaints", "Assets", "Training", "Documents", and "Sign Out". The main content area is titled "Main Audit Details" and contains a form with the following fields: "Audit No: 005", "Audit Type: Quality", "Area of Audit: Production", "Audit Plan Date: 31/07/2008", "Actual Audit Date: 10/09/2008", "Main Auditor: markn", and "Second Auditor: Guest". Below the form is an "Audit Form" button. The "Audit Questions" section is highlighted with a red box and contains several questions, each with a "Show Details" link and a "Show Details" button. The questions are: "Comments from the previous audit. Show Details", "Aware of the Relevant Procedures. Show Details", "What part do you play to help the company achieve its objectives. Show Details", and "How are the responsibilities / authorities defined. Show Details". The "Evidence" and "Comments" fields for each question are also visible.

Main Audit Details

Main | **Audit Report** | Audit Actions

Audit No: 005
Audit Type: Quality
Area of Audit: Production
Audit Plan Date: 31/07/2008
Actual Audit Date: 10/09/2008
Main Auditor: markn
Second Auditor: Guest
Audit Form

Comments from the previous audit. [Show Details](#)
 Evidence
Comments This is the first audit in this area for some time, as such no previous actions have been taken into account.

Aware of the Relevant Procedures. [Show Details](#)
 Evidence 11.0 QF 02 Iss 3 PM 4191 Iss 1 PM 4500 Iss 3
Comments It was seen that 11.0 QF 02 was at issue 6, this copy was found within the specifications for this area, action needs to be taken to resolve this and any other issues that may be present within the company.

What part do you play to help the company achieve its objectives. [Show Details](#)

How are the responsibilities / authorities defined. [Show Details](#)

How is the process / information controlled. [Show Details](#)
 Evidence Computer

Individual Audit

Header

- Top line Audit Information

Audit Report

- This may be used as a summary or more for detailed information and used in place of the questions as shown on the previous slide

Audit Report

Header

Audit No: 005
Audit Type: Quality
Area of Audit: Production
Audit Plan Date: 31/07/2008
Actual Audit Date: 10/09/2008
Main Auditor: markn
Second Auditor: Guest

Auditee was Mark

POSITIVE FEEDBACK:
The auditee for the production process was Mark, as he is the newest employee within the company. He was aware of the systems, processes and procedures required to carry out the necessary tasks. In general the production process is well controlled, with all necessary information at hand to carry out tasks in the computer.

PENDING ACTIONS:
Improvement
The set up sheet for the 929-11601 barrel was assessed for relevance, in general all information was correct however several minor changes were identified these require updating. All other set up sheets should be assessed to clarify relevance.

Individual Audit

Header

- Top line Audit Information

Audit Actions

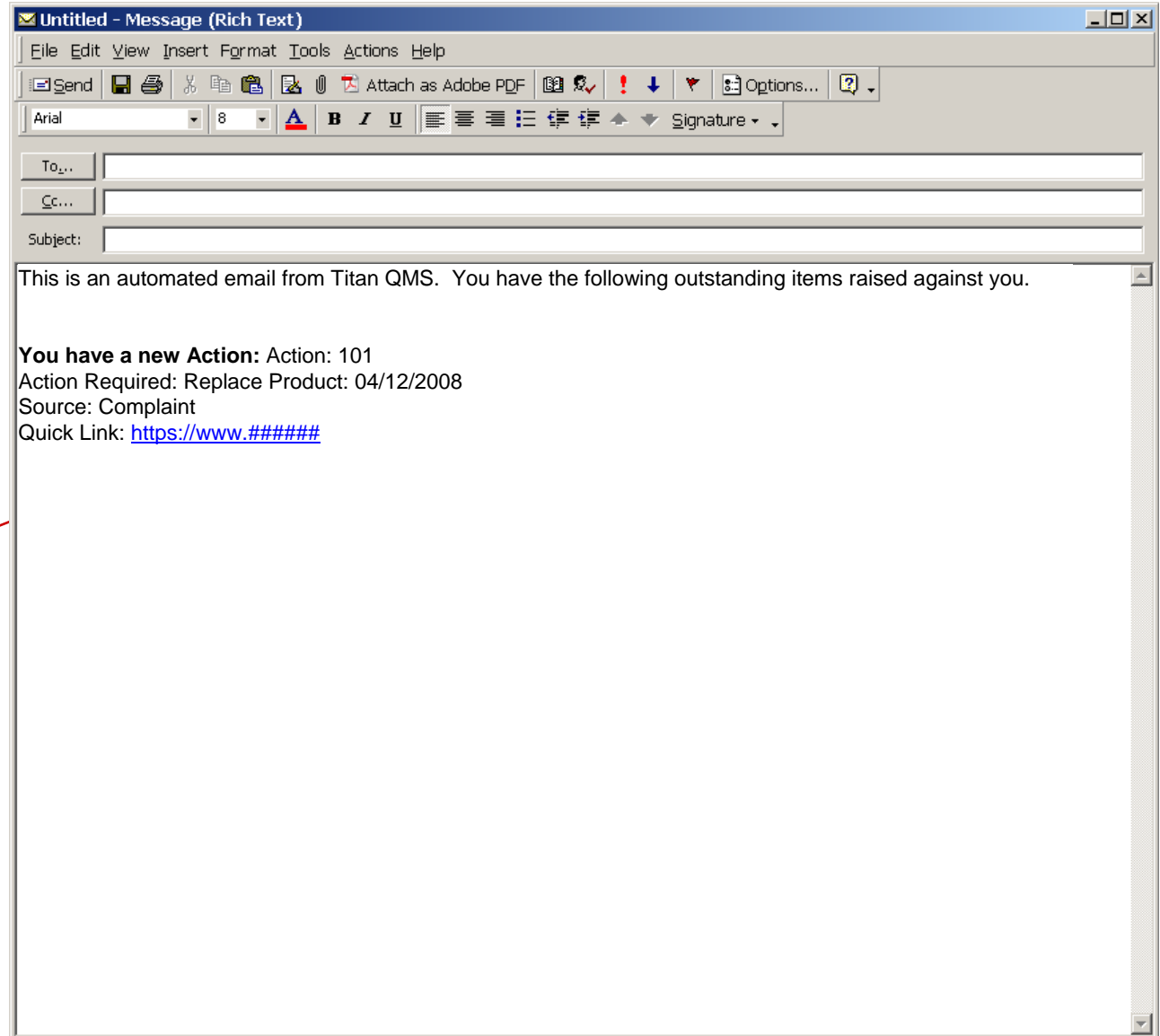
- Unlimited Actions can be raised against any Audit
- Same format as in the Complaints section

The screenshot shows the Titan QMS interface in Internet Explorer. The browser title is "Titan QMS Home" and the address bar shows "http://www.titanqms.com/". The page has a sidebar on the left with the "mark1" logo and navigation links: Home, Audits (with sub-links "Show All", "New Audit", "Reports"), Complaints (with sub-links "Show All", "New Complaint", "Reports"), Assets (with sub-links "Show All", "New Asset", "Reports"), Training (with sub-links "Show All Employees", "Job Descriptions", "New Job Description", "Training Matrix", "Reports"), Documents (with sub-link "Show All Documents", "Reports"), and Sign Out. The main content area is titled "Audit Actions" and has three tabs: "Main", "Audit Report", and "Audit Actions" (which is selected). The "Audit Actions" tab contains a form with the following fields: "Audit No:" (005), "Audit Type:" (Quality), "Area of Audit:" (Production), "Audit Plan Date:" (31/07/2008), "Actual Audit Date:" (10/09/2008), "Main Auditor:" (markn), and "Second Auditor:" (Guest). Below the form is a list of actions, each in a separate box with a dotted border. The actions are: Action: 12 (Due by: 30/01/2008, Completed: 13/04/2008, N1 - Update 11.0 QF 02 Iss 3), Action: 31 (Due by: 08/02/2008, Completed: 06/03/2008, Changes are required in the Set Up Sheet for 929-11601), Action: 32 (Due by: 17/03/2008, Completed: 06/05/2008, Create a training file for Mark), and Action: 64 (Due by: 30/09/2008, Completed: 17/09/2008). Each action has a "Show Details" link.

Automatic Reminder

Automated Email

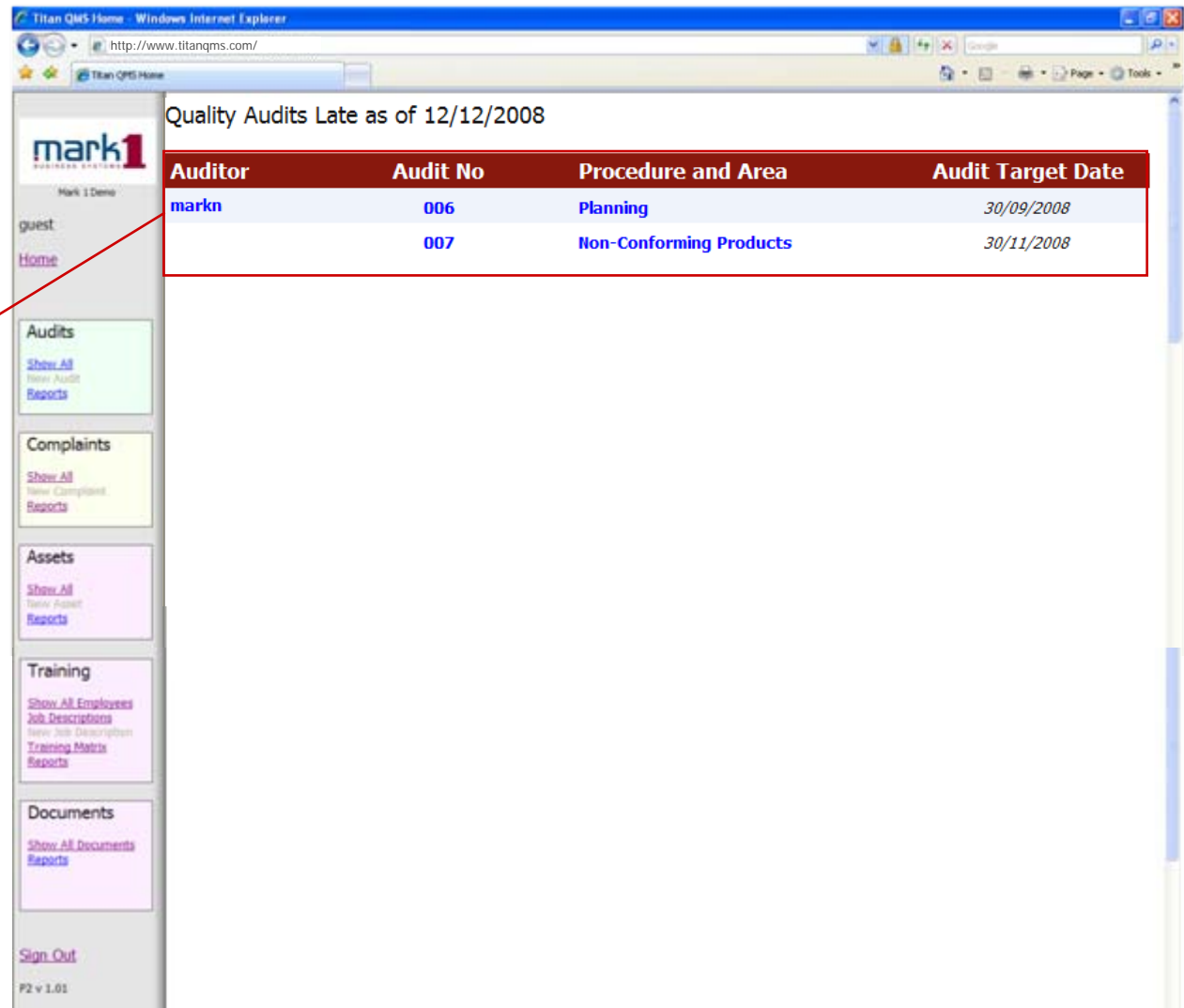
- Sent to the individual assigned to assess the Corrective Action
- Also appears on the individual's home page



Audits Reports

Late Audits

- List of late or outstanding Audits



The screenshot shows a web browser window titled "Titan QMS Home" with the URL "http://www.titanqms.com/". The page displays a table of "Quality Audits Late as of 12/12/2008". The table has four columns: Auditor, Audit No, Procedure and Area, and Audit Target Date. The data is as follows:

Auditor	Audit No	Procedure and Area	Audit Target Date
markn	006	Planning	30/09/2008
	007	Non-Conforming Products	30/11/2008

The left sidebar contains navigation links for "Home", "Audits", "Complaints", "Assets", "Training", and "Documents", each with a "Show All" link and a "Reports" link. The "Audits" section is highlighted in green. The "Sign Out" link is at the bottom of the sidebar. The version number "P2 v 1.01" is displayed at the bottom left of the page.

Audits Reports

Scheduled Audits

- List of all planned Audits



The screenshot shows a web browser window titled "Titan QMS Home" with the URL "http://www.titanqms.com/". The page displays a "Quality Audits Schedule from 01/01/2008 to 31/12/2008". The table lists seven audits with their respective numbers, procedure areas, and target dates. A red box highlights the table, and a red line connects it to the "Scheduled Audits" section header in the left sidebar.

Audit No	Procedure and Area	Audit Target Date
001	Purchasing	31/01/2008
002	Management Review	29/02/2008
003	Sales and Customer Processes	31/03/2008
004	Document Control and Records	30/05/2008
005	Production	31/07/2008
006	Planning	30/09/2008
008	Projects	12/10/2008
007	Non-Conforming Products	30/11/2008

Many more reports supplied as part of Titan QMS

Titan QMS

Quality Management Systems

Contact Us

Mark 1 Business Systems Ltd

0800 458 9630

www.titanqms.com

Titan QMS

Quality Management Systems